

Compositions PALSO A1

1. Look at the pictures of Bart and his friends.


- ▶ In about 70 words, write what they do every weekend.
- ▶ Use the words below each picture.
- ▶ Add any other words you wish.



Bart - love - mountain bike
take care of - wash



Bart - friends - take - trip
first - look - map



ride - along - busy road
careful - stay - right side



follow - path - hill
hard work!



top - hill - stop
have - picnic lunch



go home - have - bath
tired - happy

▶ **Begin like this:** ' Bart loves his mountain bike...

Activity 1

Study the questions below.

When you think you know them go to activity 2.

1. Ask if Bart loves mountain biking.	Does Bart love mountain biking?
2. Ask if he takes care of his mountain bike.	Does he take care of his mountain bike?
3. Ask if he washes it.	Does he wash it?
4. Ask if Bart and his friends take trips.	Do they take trips?
5. Ask what they do first.	What do they do first?
6. Ask if they look at the map.	Do they look at the map?
7. Ask if they ride along a busy road.	Do they ride along a busy road?
8. Ask if it is a busy road.	Is it a busy road?
9. Ask if they are careful.	Are they careful?
10. Ask if they stay on the right side of the road.	Do they stay on the right side of the road?
11. Ask if they follow a path up the hill.	Do they follow a path up the hill?
12. Ask if it is hard work.	Is it hard work?
13. Ask what they do at the top of the hill.	What do they do at the top of the hill?
14. Ask if they stop at the top of the hill.	Do they stop at the top of the hill?
15. Ask what they have then.	What do they have then?
16. Ask what Bart does when he gets home.	What does Bart do when he gets home?
17. Ask if Bart is tired.	Is Bart tired?
18. Ask if Bart is happy.	Is Bart happy?

Activity 2

Pair work activity. One student looks at activity 1 and gives the prompts and the other forms questions. Change roles and repeat the exercise for as long as you need to learn to form the questions.


Activity 3: write your composition .

2. Look at the series of pictures, 1 to 6, about Cheryl's job at her father's shop.

- ▶ In about 70 words, write what happens every day.
- ▶ Use the words below each picture.
- ▶ Add any other words you wish.




first - put on - apron
help father - bake - bread



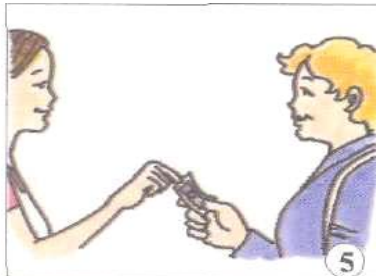
clean - shelf for -
fresh bread



put - biscuits - basket - table
look - nice



people come - shop
buy - biscuits - bread



Cheryl - take - money
both smile



shop close - 2 o'clock
tired - happy

▶ **Begin like this:** 'Cheryl's father is a baker. Every day, Cheryl goes to help him at his shop.'

Activity 1

Study the questions below.

When you think you know them go to activity 2.

1. Ask if Cheryl goes to help her father at the shop.	Does Cheryl go to help her father at the shop?
2. Ask if she puts on an apron.	Does she put on an apron?
3. Ask why she puts on an apron.	Why does she put on an apron?
4. Ask if she cleans the shelves.	Does she clean the shelves?
5. Ask why she cleans the shelves.	Why does she clean the shelves?
6. Ask if she puts the biscuits in baskets.	Does she put the biscuits in baskets?
7. Ask if people come to the shop.	Do people come to the shop?
8. Ask why people come to the shop.	Why do people come to the shop?
9. Ask who takes the money.	Who takes the money?
10. Ask if Cheryl takes the money.	Does Cheryl take the money?
11. Ask what time the shop closes.	What time does the shop close?
12. Ask if Cheryl is tired.	Is Cheryl tired?
13. Ask if Cheryl is happy.	Is Cheryl happy?

Activity 2

Pair work activity. One student looks at activity one and gives the prompts and the other forms questions. Change roles and repeat the exercise for as long as you need to learn to form the questions.

Activity 3: write your composition .

Activity 1

Study the questions below.

When you think you know them go to activity 2.

1. Ask what Julie and her mum are doing.	What are Julie and her mum doing?
2. Ask which shop Julie's mum has just left.	Which shop has she just left?
3. Ask what she is carrying in her bag.	What is she carrying in her bag?
4. Ask where she is going next.	Where is she going next?
5. Ask what the butcher is showing her.	What is the butcher showing her?
6. Ask what the name of the butcher is.	What is the name of the butcher?
7. Ask what the butcher wants mum to buy.	What does the butcher want mum to buy?
8. Ask where Julie is.	Where is Julie?
9. Ask what she is buying.	What is Julie buying?
10. Ask what Julie is taking out of her purse.	What is Julie taking out of her purse?

Activity 2

Pair work activity. One student looks at activity one and gives the prompts and the other forms questions. Change roles and repeat the exercise for as long as you need to learn to form the questions.

Activity 3: write your composition .